

# Account Statement

- **View Account Statement**
  - ✓ Enter Account Number or Select Account Number from dropdown
  - ✓ Select Report Type (Month to Date or Month End)
  - ✓ Click Submit
  - ✓ NOTE: Report view generates as a PDF and opens another window instead of displaying the results. Please update the browser settings to allow pop-ups.
  - ✓ NOTE: "Average Current Balance" will no longer be provided on both Month to Date and Month End statements.



**NEW**

Federal Home Loan Bank of Dallas  
8500 Freepoint Parkway South, Suite 100  
Irving, TX 75063-2547

## Month to Date Report

Statement Period  
9/1/2024 to 9/11/2024  
Summary of Activity

No longer provide  
"Average Current Balance"

FHFAID :

			Statement Summary					
Account Number	Interest Paid	Service Charge	Previous Balance	Credits		Debits		Ending Balance
				No.	Amount	No.	Amount	
4484401	\$2096.03	\$12.00	\$3,165,287.27	48	\$164,381,089.41	6	\$149,971,024.60	\$17,575,352.08

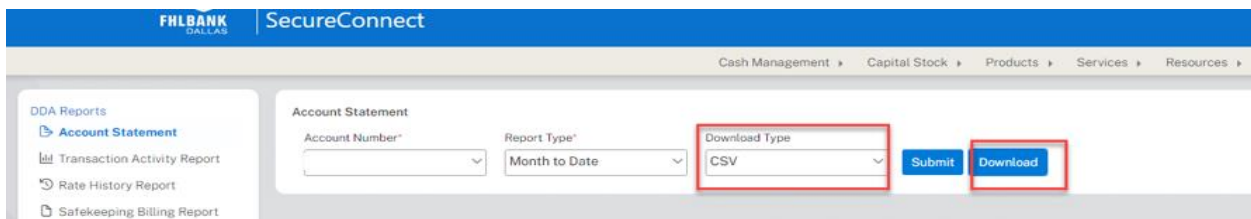
Transaction Date	Effective Date	Description	Reference #:	Amount	Balance
	9/1/2024	Starting Balance			\$3,165,287.27
8/30/2024	9/1/2024	Post Earnings from		\$463.80	\$3,165,751.07

- **Download Account Statement**

- ✓ NOTE: Previously the available options to download reports are located at the bottom of the list when click “Submit” to view the output. Download is now located next to the Submit button.



- ✓ Enter Account Number or Select Account Number from dropdown
- ✓ Select Report Type (Month to Date or Month End)
- ✓ Select Download Type (PDF or CSV)
- ✓ NOTE: Available download type – PDF or CSV (no longer available TXT or XML)
- ✓ Click Download



# Transaction Activity Report

- **View Transaction Activity**
  - ✓ Enter Account Number or Select Account Number from dropdown
  - ✓ Select Date Ranges (From and To)
  - ✓ Select Transaction Type (options to select specific transaction types to view or select “DDA” to view all transaction type)
  - ✓ Click Submit
  - ✓ NOTE: Report view generates as a PDF and opens another window instead of displaying the results. Please update the browser settings to allow pop-ups.



Federal Home Loan Bank of Dallas  
8500 Freepoint Parkway South, Suite 100  
Irving, TX 75063-2547

## TRANSACTION ACTIVITY REPORT

Account Number:  
From Date: 8/1/2024  
To Date: 9/11/2024  
Transaction Type: DDA

FHFAID :

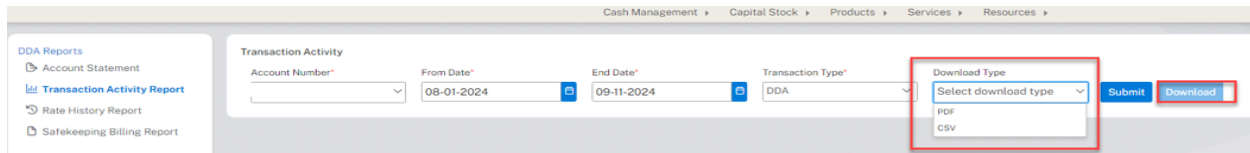
Transaction Date	Effective Date	Description	Reference #:	Trans Code	Trans Amount
7/31/2024	8/1/2024	Incoming Wire Transfer Fee		INCOMING WIRE TRANSFER FEE	(\$4.00)
7/31/2024	8/1/2024	Outgoing SecureConnect EXT Wire Transfer Fee		OUTGOING SECURECONNECT EXT WIRE TRANSFER FEE	(\$4.00)
7/31/2024	8/1/2024	Post Earnings @ 5.40%		POST EARNINGS	\$216.54
8/1/2024	8/1/2024	Advance Disbursement		ADVANCE DISBURSEMENT	\$50,000,000.00

- **Download Transaction Activity Report**

- ✓ NOTE: Previously the available options to download reports are located at the bottom of the list when click “Submit” to view the output. Download is now located next to the Submit button.

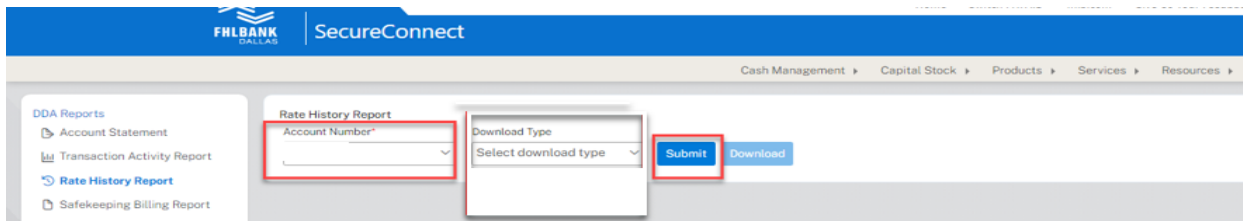


- ✓ Enter Account Number or Select Account Number from dropdown
- ✓ Select Date Ranges (From and To)
- ✓ Select Transaction Type (options to select specific transaction types to view or select “DDA” to view all transaction type)
- ✓ Select Download Type (PDF or CSV)
- ✓ Click Download

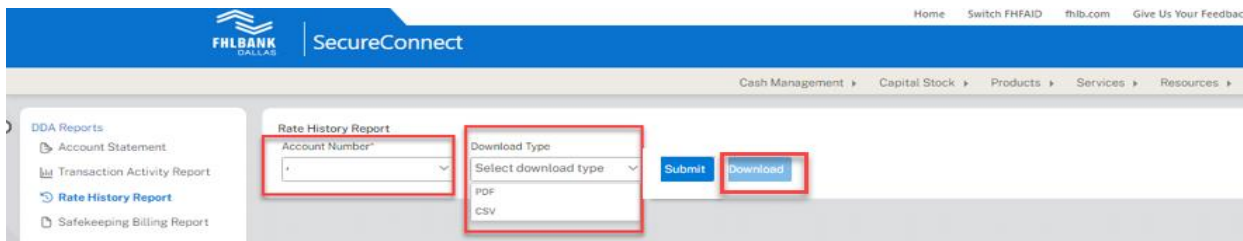


# Rate History Report

- **View Rate History**
  - ✓ Enter Account Number or Select Account Number from dropdown
  - ✓ Click Submit



- **Download Rate History**
  - ✓ Enter Account Number or Select Account Number from dropdown
  - ✓ Select Download Type (PDF or CSV)
  - ✓ Click Download
  - ✓ NOTE: Option to download PDF or CSV available now



<b>DDA RATE HISTORY</b>			
Account Number :			
Effective Date	Overdraft Interest Rate *	DDA Balance Interest Rate \$0-\$299M	DDA Balance Interest Rate \$300M +
09/11/2024	1.230	1.105	0.930
09/10/2024	5.750	5.275	5.100
09/09/2024	5.750	5.275	5.100
09/08/2024	5.750	5.275	5.100
09/07/2024	5.750	5.275	5.100
09/06/2024	5.750	5.275	5.100
09/05/2024	5.750	5.275	5.100
09/04/2024	5.750	5.275	5.100
09/03/2024	5.750	5.275	5.100
09/02/2024	5.750	5.275	5.100
09/01/2024	5.750	5.275	5.100
08/31/2024	5.750	5.275	5.100
08/30/2024	5.750	5.275	5.100
08/29/2024	5.750	5.275	5.100
08/28/2024	5.750	5.275	5.100
08/27/2024	5.750	5.275	5.100
08/26/2024	5.750	5.275	5.100
08/23/2024	5.750	5.275	5.100
08/22/2024	5.750	5.275	5.100
08/21/2024	5.750	5.275	5.100
08/20/2024	5.750	5.275	5.100

\* Interest fee charged on each deposit account with a negative collected balance. Additional fees may apply. Please refer to the Correspondent Services Guide for more details.

Page 1 of 11
9/11/2024 5:22:10 PM

# Safekeeping Billing Report

- View Safekeeping Billing Report
  - ✓ Enter Account Number or Select Account Number from dropdown
  - ✓ Select Target Month
  - ✓ Click Submit

The screenshot shows the 'Safekeeping Billing Report' form in the SecureConnect portal. It includes fields for 'Account Number', 'Target Month' (set to 01/2024), and 'Download Type' (set to PDF). A red box highlights the 'Submit' button.

- Download Safekeeping Billing Report
  - ✓ Enter Account Number or Select Account Number from dropdown
  - ✓ Select Target Month
  - ✓ Select Download Type (PDF or CSV)
  - ✓ Click Download

This screenshot is identical to the previous one, but the 'Download' button is highlighted with a red box instead of the 'Submit' button.



FHFA ID  
DDA Acct #:

## Safekeeping Billing Report

Billing Period : 1/1/2024 - 1/31/2024				
Billing Type	Volume	Fee	Sub Total	
DTC Trades - Deliver - Web	1	\$3.00	\$3.00	
DTC Trades - Receive - Web	3	\$3.00	\$9.00	
P & I DTC	10	\$3.00	\$30.00	
P & I Pledge	61	\$3.00	\$183.00	
Holdings DTC	228	\$4.00	\$912.00	
Holdings Pledge	187	\$4.00	\$748.00	
<b>Total</b>	<b>490</b>	<b>\$20.00</b>	<b>\$1,885.00</b>	

Generated at: 9/11/2024 5:30:14 PM